


Empowering Students: A Comprehensive Guide to Acing the Schools History Project Revision Guide for the Grade Course

The Schools History Project Revision Guide for the Grade Course serves as an indispensable resource for students seeking to excel in their history coursework. This comprehensive guide provides a thorough review of the curriculum, insightful analysis, and effective revision techniques, empowering students to achieve their academic goals.

Chapter 1: Exploring the History Project





GCSE History OCR B: Schools History Project Revision Guide - for the Grade 9-1 Course: ideal for catch-up and the 2024 and 2024 exams (CGP GCSE History 9-1

Revision) by CGP Books

★★★★☆ 4.6 out of 5

Language : English

File size : 43089 KB

Screen Reader: Supported

Print length : 144 pages



This chapter provides an in-depth overview of the history project, outlining its purpose, structure, and assessment criteria. It highlights the importance of selecting an engaging topic, conducting thorough research, and developing a well-structured project.

Chapter 2: Analyzing Key Texts and Sources

Examples of Secondary Sources

- Books with endnotes and footnotes
- Biographies
- Reprints of artwork
- A journal/magazine article which interprets or reviews previous findings
- Conference proceedings
- Literary criticism
- Book reviews
- Most works incorporating primary sources

Chapter 2 delves into the critical analysis of historical texts and sources. Students will learn how to identify different types of sources, evaluate their credibility, and extract relevant information. This chapter emphasizes the use of evidence to support historical arguments.

Chapter 3: Mastering Revision Techniques



Effective revision is crucial for success in the history project. Chapter 3 introduces a range of revision techniques, including mind mapping, note-taking, and practice questions. Students will learn strategies to maximize their understanding and retention of historical knowledge.

Chapter 4: Understanding Exam Questions



Understanding the format and requirements of exam questions is essential for achieving high grades. Chapter 4 provides guidance on interpreting exam questions, identifying key terms, and developing effective answer strategies.

Chapter 5: Sample Projects and Assessments




To reinforce the learning process, Chapter 5 presents a collection of sample projects and assessments. Students can gain valuable insights by examining successful projects and understanding the assessment criteria used by teachers.

Chapter 6: Expert Advice and Resources



Chapter 6 concludes the revision guide with insightful advice from experienced historians. Students will benefit from their perspectives on historical research, critical thinking, and effective communication.

The Schools History Project Revision Guide for the Grade Course is an invaluable tool for students striving for academic excellence. Its comprehensive coverage, expert analysis, and effective revision techniques provide students with the confidence and skills to succeed in their history coursework and beyond. By embracing the strategies and insights presented in this guide, students can unlock their full potential and achieve their historical aspirations.



GCSE History OCR B: Schools History Project Revision Guide - for the Grade 9-1 Course: ideal for catch-up and the 2024 and 2024 exams (CGP GCSE History 9-1

Revision) by CGP Books

★★★★☆ 4.6 out of 5

Language : English

File size : 43089 KB


Screen Reader : Supported

Print length : 144 pages



Shetland Pony: Comprehensive Coverage of All Aspects of Buying New

The Shetland Pony is a small, sturdy breed of pony that originated in the Shetland Islands of Scotland. Shetland Ponies are known for their...



How Anaesthetics Changed the World: A Medical Revolution That Transformed Surgery

Imagine a world where surgery is an excruciatingly painful experience, where patients scream in agony as surgeons cut and prod. This was the reality of medicine before the...