


The Carrier Landing Pattern For Naval Aviators: Your Essential Guide to Precision and Safety

: The Art of Carrier Landings

As a naval aviator, executing precise and safe carrier landings is a fundamental skill that defines your expertise. The Carrier Landing Pattern For Naval Aviators is designed to empower you with the knowledge and techniques necessary to master this challenging maneuver.



The Carrier Landing Pattern for Naval Aviators

by Aaron Robles

★★★★☆ 4.6 out of 5

Language : English

File size : 411 KB

Text-to-Speech : Enabled

Enhanced typesetting: Enabled

Word Wise : Enabled

Print length : 28 pages

Lending : Enabled

Screen Reader : Supported

Hardcover : 326 pages

Item Weight : 1.39 pounds

Dimensions : 6.14 x 0.75 x 9.21 inches

FREE

DOWNLOAD E-BOOK



This comprehensive guide provides a detailed breakdown of each phase of the carrier landing pattern, from initial approach to touchdown and post-landing procedures. Through a combination of expert advice, real-world

examples, and illustrative diagrams, you will gain a deep understanding of the principles and practices that govern successful carrier landings.

Phase 1: Initial Approach

The initial approach phase sets the stage for a successful landing. In this section, you will learn the proper techniques for establishing an appropriate glidepath, maintaining a stable airspeed, and visually aligning yourself with the carrier's flight deck.

Our expert instructors will guide you through key concepts such as:

- Determining the optimum airspeed for the aircraft's configuration
- Maintaining the correct glidepath using visual references and instruments
- Establishing a precise heading and alignment with the ship's flight deck
- Communicating effectively with the Landing Signals Officer (LSO)



Phase 2: Intermediate Approach

Once you have established a stable initial approach, you will transition to the intermediate approach phase. This phase involves fine-tuning your airspeed and glidepath, while maintaining visual contact with the flight deck and receiving guidance from the LSO.

Key topics covered in this section include:

- Adjusting airspeed and glidepath to achieve precise trajectory control
- Responding to LSO commands to correct any deviations from the desired approach path

- Maintaining a constant rate of descent throughout the intermediate approach
- Communicating effectively with the LSO to ensure a safe and successful landing




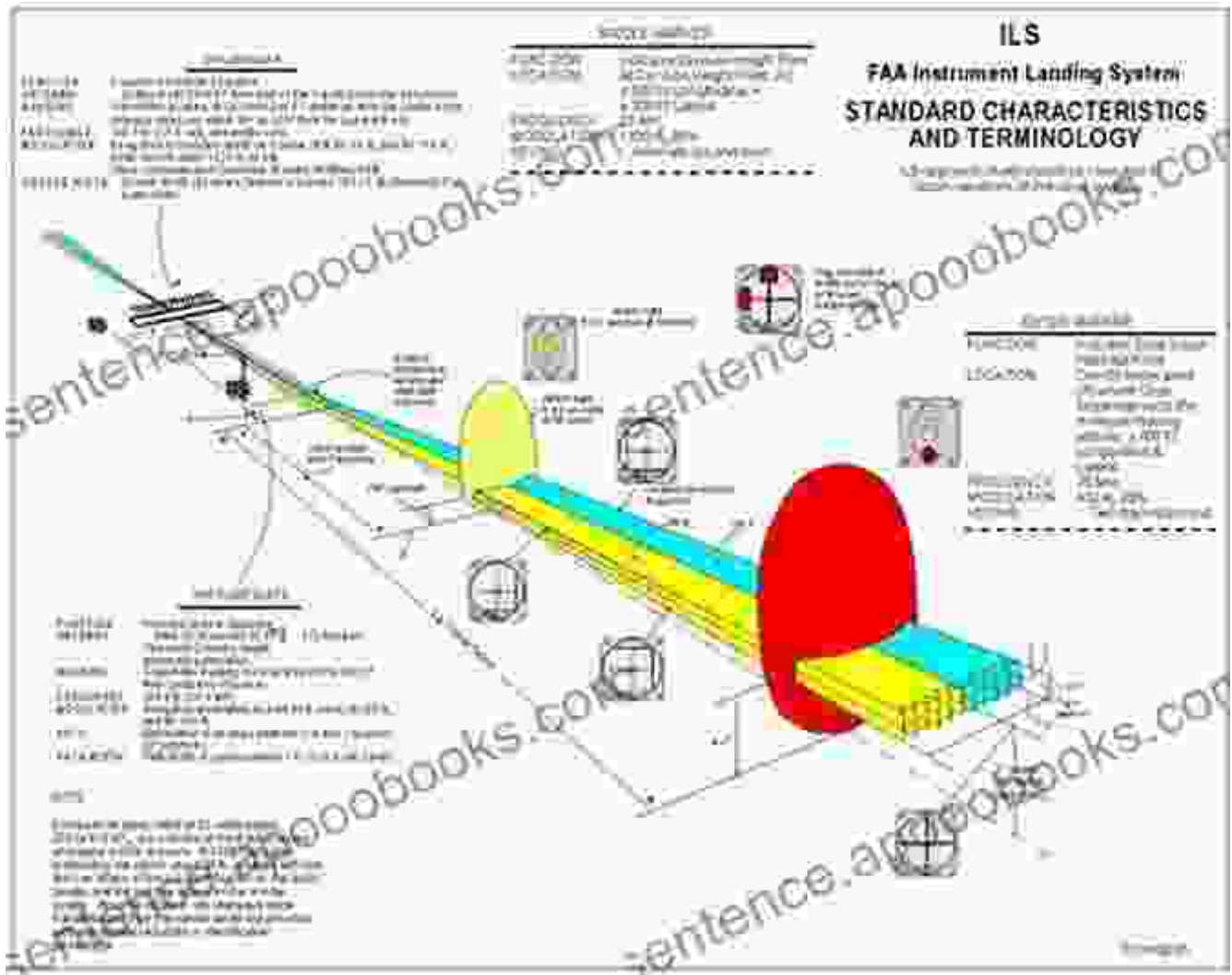
Diagram of the Intermediate Approach Phase

Phase 3: Terminal Approach

The terminal approach phase is the most critical stage of the carrier landing, where you must transition from the intermediate approach to touchdown on the flight deck. This phase requires precise control of airspeed, glidepath, and aircraft attitude.

In this section, you will learn about:

- Fine-tuning airspeed and glidepath for a stable and controlled approach
- Responding to LSO commands to adjust altitude and heading as needed
- Controlling aircraft attitude to ensure proper angle of attack on touchdown
- Communicating effectively with the LSO to coordinate a successful touchdown



Phase 4: Touchdown and Post-Landing Procedures

The moment of touchdown requires exceptional precision and skill. This phase covers the techniques for executing a smooth and controlled landing on the carrier's flight deck, as well as proper post-landing procedures.

Key topics discussed in this section include:

- Proper techniques for arresting the aircraft on the flight deck
- Safe and efficient taxiing procedures after landing

- Debriefing with the LSO to evaluate performance and identify areas for improvement
- Maintaining a high level of situational awareness throughout the post-landing phase

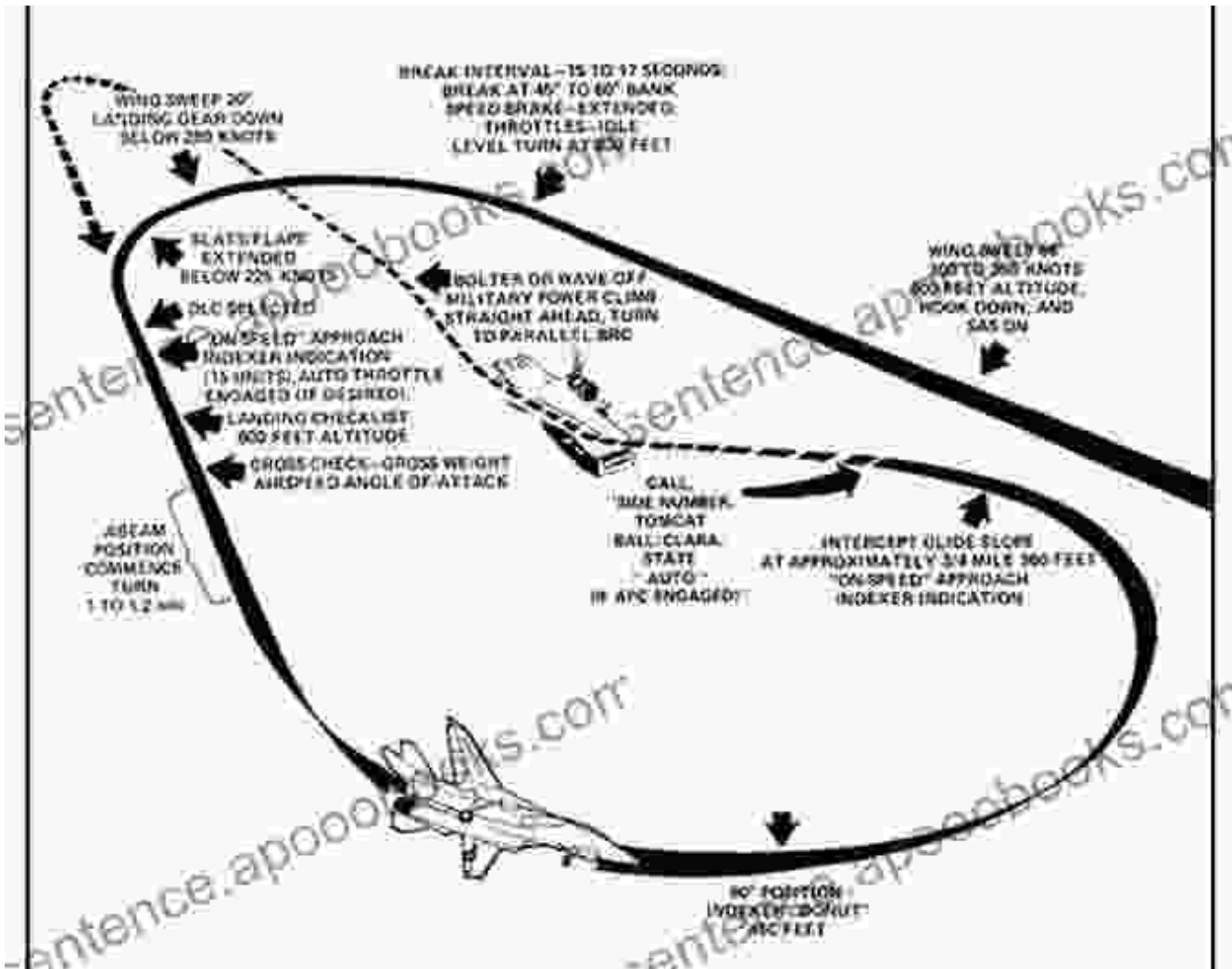


Diagram of the Touchdown and Post-Landing Procedures

: Mastering the Carrier Landing Pattern

The Carrier Landing Pattern For Naval Aviators is your ultimate guide to achieving precision and safety in carrier landings. Through this comprehensive resource, you will gain the knowledge and skills necessary


to execute flawless landings, regardless of the conditions or aircraft platform.

Whether you are a seasoned aviator or a newcomer to the world of naval aviation, this guide will provide the essential foundation for your success in the demanding environment of carrier operations.

Invest in your career as a naval aviator today and unlock the secrets to mastering the carrier landing pattern. Free Download your copy of The Carrier Landing Pattern For Naval Aviators now!

Free Download Your Copy Today!

Buy Now



The Carrier Landing Pattern for Naval Aviators

by Aaron Robles

★★★★☆ 4.6 out of 5

Language : English

File size : 411 KB

Text-to-Speech : Enabled

Enhanced typesetting : Enabled

Word Wise : Enabled

Print length : 28 pages

Lending : Enabled

Screen Reader : Supported

Hardcover : 326 pages

Item Weight : 1.39 pounds

Dimensions : 6.14 x 0.75 x 9.21 inches

FREE


DOWNLOAD E-BOOK





Shetland Pony: Comprehensive Coverage of All Aspects of Buying New

The Shetland Pony is a small, sturdy breed of pony that originated in the Shetland Islands of Scotland. Shetland Ponies are known for their...



How Anaesthetics Changed the World: A Medical Revolution That Transformed Surgery

Imagine a world where surgery is an excruciatingly painful experience, where patients scream in agony as surgeons cut and prod. This was the reality of medicine before the...