


The Ultimate Guide to Allan Holdsworth's Guitar Playing

Allan Holdsworth was a pioneering guitarist who revolutionized the sound and approach of jazz fusion. His innovative techniques, complex harmonies, and lyrical melodies set him apart from his contemporaries and continue to inspire guitarists worldwide.



Allan Holdsworth: A Guitarist's Guide by Graham Tippet

★★★★☆ 4 out of 5

Language : English
File size : 11605 KB
Text-to-Speech : Enabled
Screen Reader : Supported
Enhanced typesetting : Enabled
Word Wise : Enabled
Print length : 83 pages
Lending : Enabled



This guide will provide an in-depth exploration of Holdsworth's playing style, from his unique fretboard approach to his advanced improvisational skills.

We will cover the following topics:

- Fretboard Technique
- Harmony and Theory
- Improvisation
- Equipment and Signal Chain

- Influences and Legacy

Fretboard Technique

Holdsworth's fretboard technique was a cornerstone of his distinctive sound. He employed several innovative approaches that allowed him to play complex lines with incredible speed and fluidity.

Tapping

Tapping involves using both hands on the fretboard, with one hand fretting the notes and the other hand tapping the notes on the strings. Holdsworth was a master of this technique, using it to create a wide range of sounds and textures.

Legato

Legato is a technique where notes are played smoothly and connected, without any noticeable breaks in the sound. Holdsworth excelled at legato playing, creating flowing lines that seemed to glide effortlessly across the fretboard.

Alternate Picking

Alternate picking involves using both the upstroke and downstroke of the pick to play notes. Holdsworth used a unique "sweep picking" approach, where he would alternate pick rapidly while moving his hand up or down the strings.

Fretboard Mapping

Holdsworth had a deep understanding of the fretboard and its patterns. He developed his own unique "fretboard mapping" system, which allowed him

to visualize and access notes across the entire neck.

Harmony and Theory

Holdsworth's harmonic vocabulary was as vast as his technical abilities. He drew inspiration from jazz, classical, and world music to create a unique and complex sound.

Modal Harmony

Holdsworth was a master of modal harmony, which involves using scales and modes to create melodic and harmonic interest. He often employed altered scales and extended chords to add tension and color to his compositions.

Cluster Chords

Cluster chords are dissonant chords that create a unique and often unsettling sound. Holdsworth used cluster chords sparingly but effectively, adding weight and texture to his improvisations.

Linear Harmony

Linear harmony involves moving through chords horizontally, rather than vertically. Holdsworth used linear harmony to create melodic lines that implied complex harmonies.

Improvisation

Holdsworth was a brilliant improviser, known for his ability to create spontaneous and expressive solos. His improvisations were characterized by their melodicism, harmonic sophistication, and rhythmic complexity.

Melodic Development

Holdsworth's melodic lines were intricate and lyrical, often incorporating unexpected intervals and rhythms. He used a variety of techniques to develop his melodies, including chromaticism, step-wise motion, and arpeggiation.

Harmonic Exploration

Holdsworth's improvisations were full of harmonic exploration. He would often venture outside of the traditional key of the song, creating tension and interest through unexpected chord changes and chromatic progressions.

Rhythmic Complexity

Holdsworth's improvisations were also rhythmically complex, featuring odd time signatures, syncopated rhythms, and polyrhythms. He used his mastery of odd meters to create a unique and forward-thinking sound.

Equipment and Signal Chain

Holdsworth's sound was also shaped by his choice of instruments and equipment.

Guitars

Holdsworth played a variety of guitars, including Stratocasters, Telecasters, and Ibanez guitars. He was known for his use of extended-range guitars, which allowed him to play in a wider range of registers.

Amplifiers

Holdsworth used a variety of amplifiers, including Fender and Marshall amps. He preferred clean, high-gain tones that allowed his playing to shine

through.

Effects

Holdsworth used a minimal amount of effects, preferring to let his natural playing style and technique take center stage. However, he did use a delay pedal to add depth and space to his sound.

Influences and Legacy

Holdsworth's playing was influenced by a wide range of musicians, including jazz greats such as Miles Davis and John Coltrane, classical composers such as Bach and Stravinsky, and fusion pioneers such as John McLaughlin and Larry Coryell.

Holdsworth's legacy continues to inspire guitarists worldwide. His innovative techniques, harmonic sophistication, and melodicism have left an indelible mark on the world of jazz fusion.


Allan Holdsworth was a visionary guitarist who pushed the boundaries of what was possible on the instrument. His unique fretboard technique, advanced harmony, and brilliant improvisation set him apart as one of the most influential guitarists of all time.

Whether you are a seasoned pro or an aspiring musician, I encourage you to explore the music and techniques of Allan Holdsworth. His legacy continues to inspire and challenge us to reach new heights of musical expression.

Allan Holdsworth: A Guitarist's Guide by Graham Tippet

★★★★☆ 4 out of 5

Language : English




File size	: 11605 KB
Text-to-Speech	: Enabled
Screen Reader	: Supported
Enhanced typesetting	: Enabled
Word Wise	: Enabled
Print length	: 83 pages
Lending	: Enabled



Shetland Pony: Comprehensive Coverage of All Aspects of Buying New

The Shetland Pony is a small, sturdy breed of pony that originated in the Shetland Islands of Scotland. Shetland Ponies are known for their...



How Anaesthetics Changed the World: A Medical Revolution That Transformed Surgery

Imagine a world where surgery is an excruciatingly painful experience, where patients scream in agony as surgeons cut and prod. This was the reality of medicine before the...